



CO L O R A D O

**Office of Judicial
Performance Evaluation**

Judicial Branch

The Honorable Robert D. Hawthorne
2016 Judicial Performance Survey Report
Appellate Court

Conducted by:



75 Washington Ave. Ste. 206
Portland, ME 04101
www.marketdecisions.com

Contents

Summary of Results.....	1
Overall Score.....	1
Retention Scores.....	2
Individual Category Scores.....	3
Respondent Characteristics.....	4
Survey of Attorneys.....	5
Methodology and How to Read Results.....	5
Retention.....	7
General Evaluation.....	8
Writing.....	10
Survey of District and Appellate Judges.....	12
Methodology and How to Read Results.....	12
Retention.....	14
Individual Questions.....	15

Summary of Results

For Judge Robert D. Hawthorne, 235 qualified survey respondents submitted surveys. Of those who responded, 114 agreed they had worked with Judge Hawthorne enough to evaluate his performance. This report reflects these 114 responses.

Respondents rated judges on various questions using an A to F for fail scale, in which the grades were then converted to the following numerical scores: A= 4, B=3, C=2, D=1 and Fail=0. An average score of 4.0 is the highest possible score and a 0.0 is the lowest possible score.

Overall Score

Figure 1

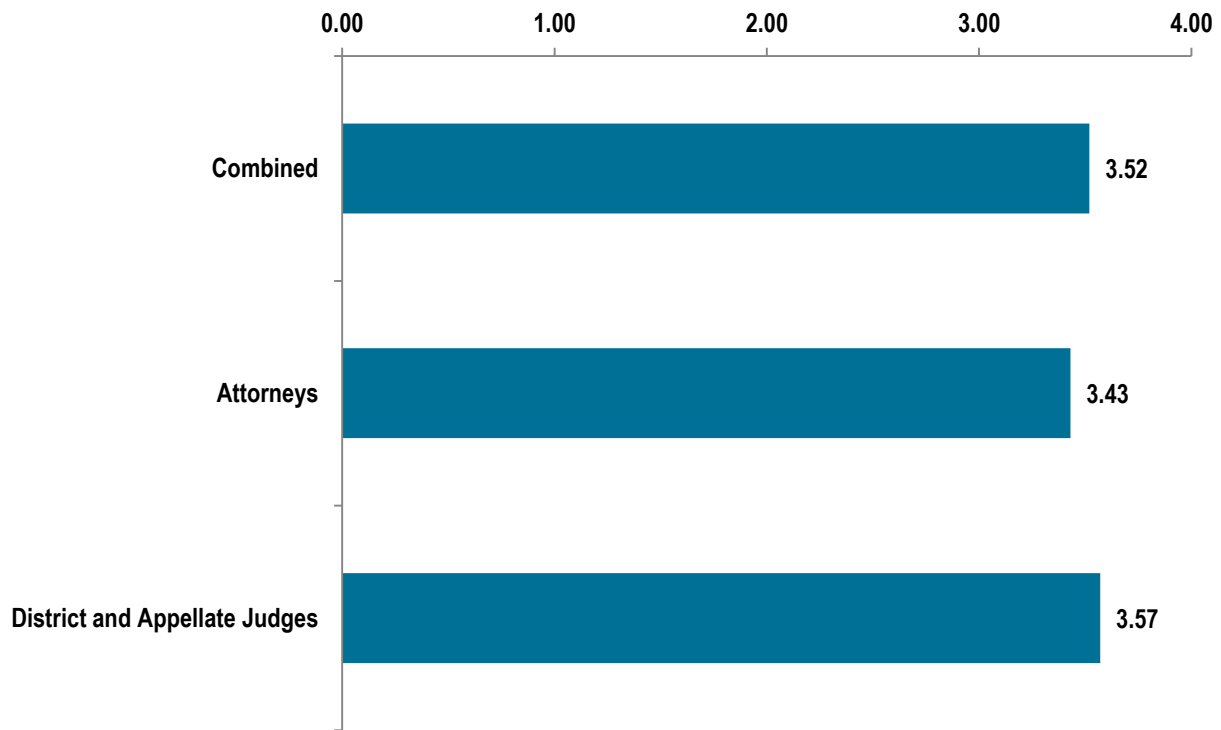


Table 1

Judge Robert D. Hawthorne Overall Scores			
	Combined	Attorneys	District and Appellate Judges
Overall Grade	3.52	3.43	3.57

Retention Scores

Figure 2

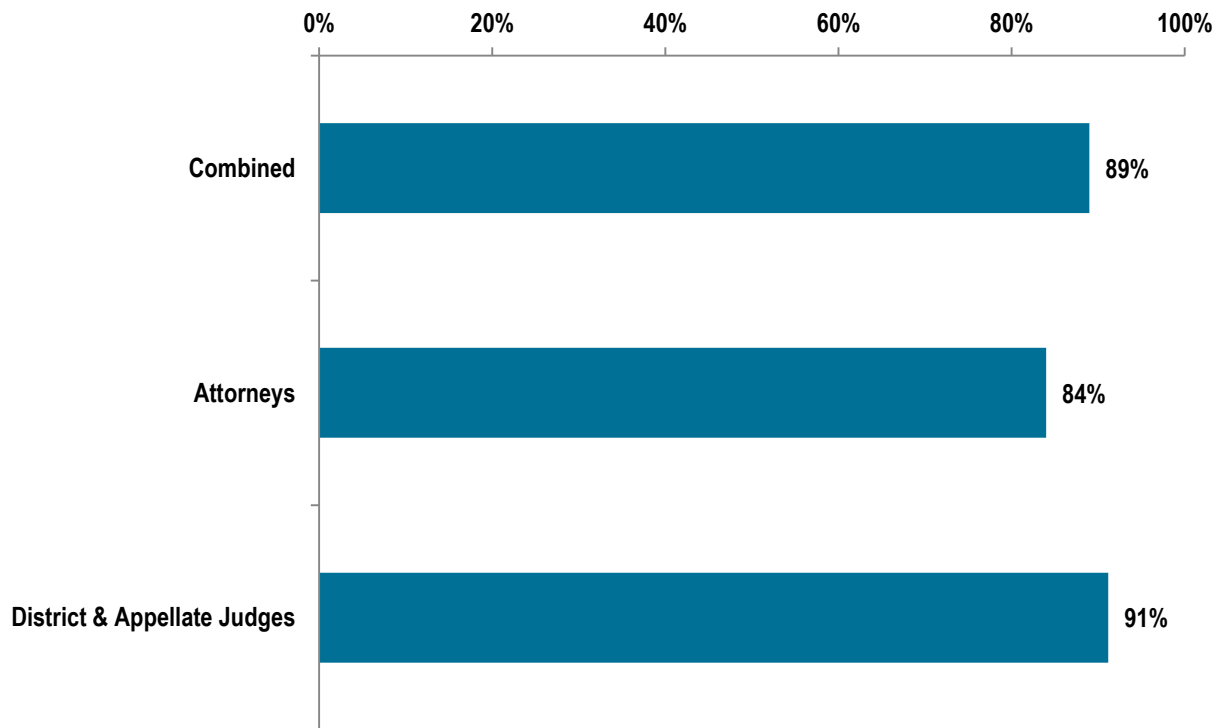


Table 2

Judge Robert D. Hawthorne Overall Retention Scores			
	Combined	Attorneys	District & Appellate Judges
% Recommending Retention	89%	84%	91%

Individual Category Scores

Table 3

Judge Robert D. Hawthorne Overall Category Scores		
Area	Attorneys	District and Appellate Judges
General	3.64	3.57
Writing	3.21	N/A

Respondent Characteristics

Table 4: Response Rates

Group	Total Sent	Undeliverable or Not Applicable*	Complete	Response Rate	% Without sufficient knowledge**
Attorneys	277	14	37	44%	68%
District and Appellate Judges	211	0	77	57%	36%

*Undeliverable or Not Applicable surveys are those that were returned as undeliverable, the person no longer works at the address provided, or the respondent is deceased

**The percent without sufficient knowledge are those that said they had insufficient experience to evaluate the judge or justice

Survey of Attorneys

Methodology and How to Read Results

For Judge Hawthorne, 115 qualified survey respondents submitted surveys. Of those who responded, 37 agreed they had worked with Judge Hawthorne enough to evaluate his performance. This report reflects these 37 responses. The survey results are divided into two sections: General Evaluation and Writing.

The results are shown in both graphs and tables. Each judge's scores are shown along with a comparison to other judges who serve at the same court level. The comparison group is called "Appellate Judges" on the charts.

a. Response rates

During the 2015 administration, a total of 13,709 survey invitations were sent to 5,482 attorneys inviting them to evaluate judges and justices standing for retention in 2016. On average, each attorney was asked to evaluate 2.5 judges. 3,738 surveys were completed with an additional 1,818 responses where the attorney indicated that they did not have enough experience with the judge to be comfortable evaluating him or her. The response rate for the survey was 42% and the survey completion rate (the number of those familiar enough to evaluate the judge divided by the total number of attorney responses including those indicating they did not have sufficient familiarity to evaluate the judge) was 67%.

A total of 161 invitations were sent to 27 staff attorneys working in the appellate courts. Of these, 81 surveys were completed and an additional 11 indicated that they did not have enough experience with the judge to be comfortable evaluating him or her. The response rate for the survey was 57% and the survey completion rate (the number of those familiar enough to evaluate the judge divided by the total number of attorney responses including those indicating they did not have sufficient familiarity to evaluate the judge) was 88%.

b. Methodology

The 2015 attorney survey was conducted online beginning on September 16, 2015 and closed on February 22nd 2016. Attorneys were first mailed a pre-notification letter sent on September 16, 2015 informing them about the survey and providing a link and login information to access the survey online. Next, a series of three email invitations were sent on September 24th, September 30th, and October 14th. Reminder calls were placed to the offices of selected attorneys in an attempt to increase response rates between November 12th and December 1st. Additional invitations were sent upon request during the reminder calls.

Appellate staff attorneys received the same survey as other attorneys, but were invited separately with a series of email invitations starting with the initial invite on October 5th, 2015 and followed with reminders on October 14th and 22nd.

To further increase response rates, an additional cycle of data collection took place in January and February 2016. Invitations were e-mailed to attorneys who had appeared before judges standing for retention in the 3rd and 4th quarters of 2015. The initial invitations were sent on January 19th and reminders were sent on January 29th and February 3rd.

c. Questions:

Respondents evaluated judges on 6 aspects of judicial performance using a grade scale of A, B, C, D, or F. These grades were then converted to a numerical score where A = 4, B = 3, C = 2, D = 1 and Fail = 0. Those that indicated that they were familiar with the Judge's written opinions were asked to rate the judge in an additional six areas related to the Judge's writing skills. In a final question, respondents were asked to indicate how strongly they would recommend that the judge or justice be retained or not retained in office. For this evaluation cycle, the "Don't know enough to make a recommendation" response category was excluded from the retention question.

d. Analysis:

Letter grades were then converted to a numerical score where A = 4, B = 3, C = 2, D = 1 and Fail = 0 for analysis. The overall score is calculated by averaging the responses to all questions answered. This score will have the same numerical range as the individual questions from zero to four.

The overall average will be reported for each judge along with the average scores for the judge's peers. In addition, the report will include the distribution of responses for each question. That is, the percentage of attorneys that assigned a rating of A, B, C, D, and F.

e. Comments:

Respondents were also asked what they considered to be the judge or justice's strengths and weaknesses. By statute, these comments are confidential and only provided to the judge and the District Commission on Judicial Performance. They are not released to the public when the rest of the report is released.

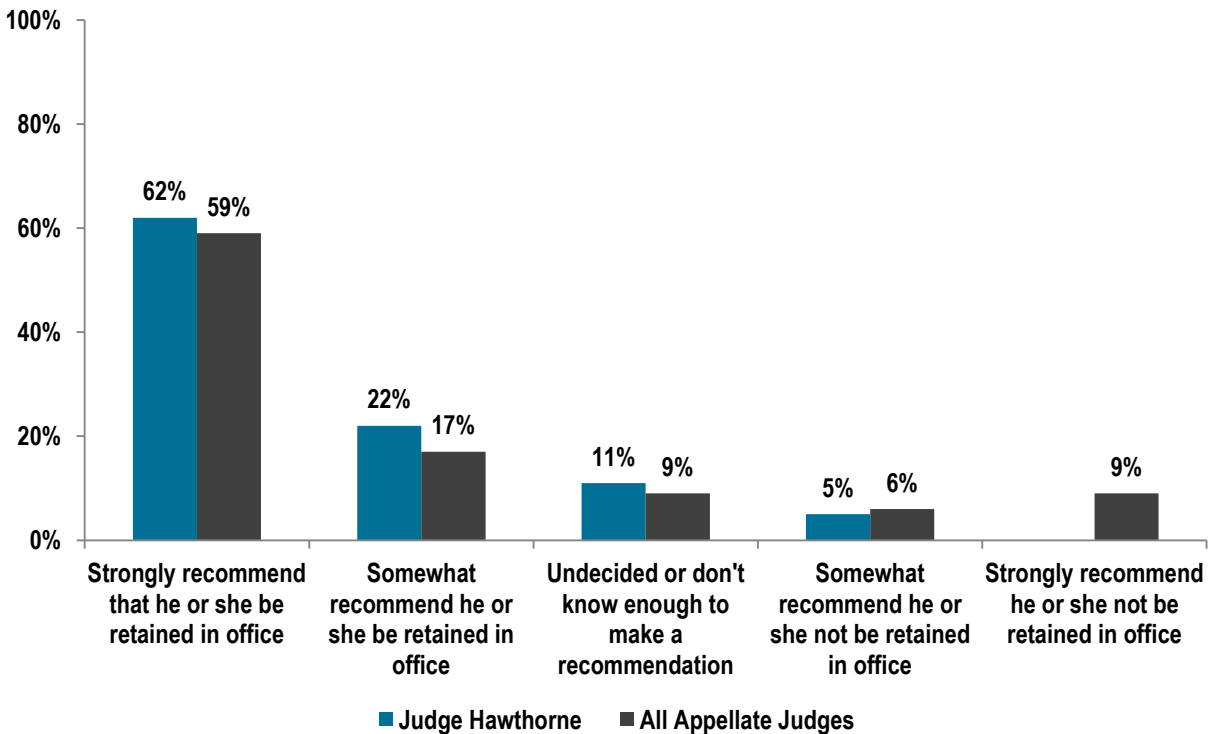
Retention

Keeping in mind your responses to each of the previous questions, how strongly do you recommend that Judge Hawthorne be retained in office, or not be retained in office?

Table 5

Judge Robert D. Hawthorne	
Total Retain	84%
Neither	11%
Total Not Retain	5%

Figure 3



General Evaluation

Using a grade scale, where an "A" is excellent along with B, C, D or F for fail, please grade Judge Hawthorne on the following. If, for a specific question you feel that you do not have enough information to grade the judge, please check DK/NA for Don't Know/Not Applicable.

Figure 4

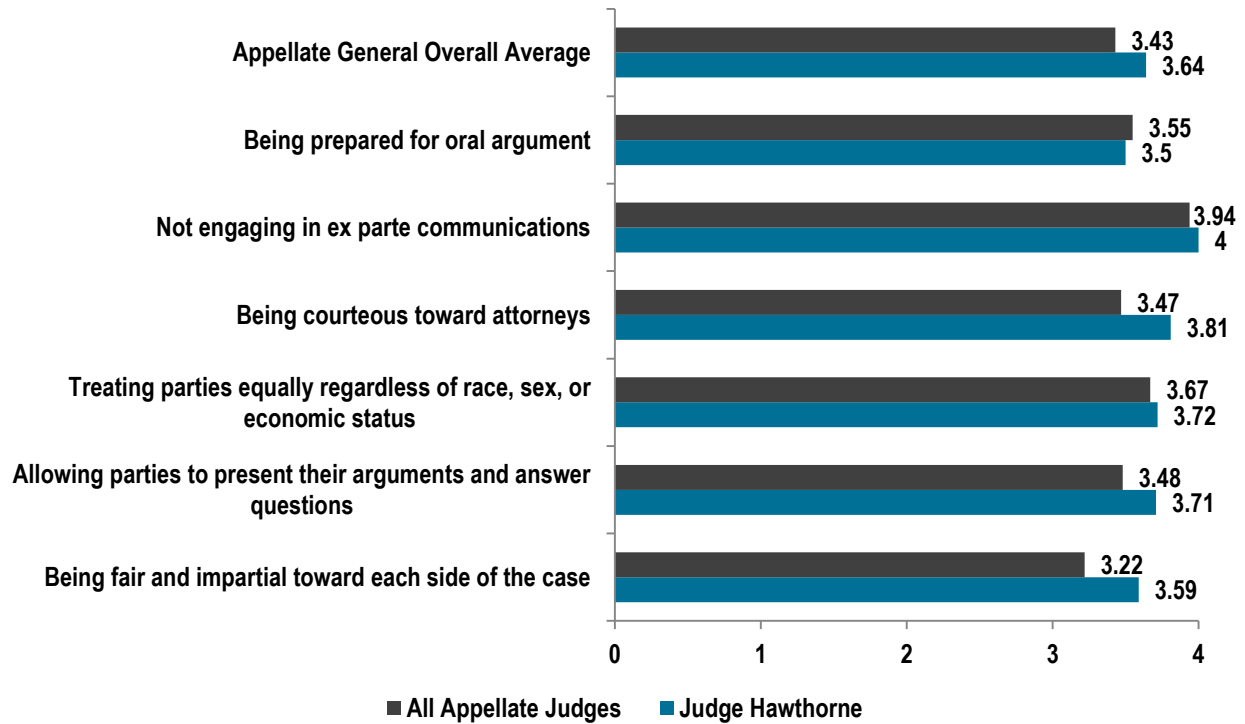


Table 6

Appellate General								
Judge Robert D. Hawthorne	A	B	C	D	Fail	DK/NA	Overall Average	All Appellate Judges
Number of Responses: 37								
Being fair and impartial toward each side of the case	76%	11%	11%	3%	--	--	3.59	3.22
Allowing parties to present their arguments and answer questions	73%	19%	--	3%	--	5%	3.71	3.48
Treating parties equally regardless of race, sex, or economic status	70%	8%	8%	--	--	14%	3.72	3.67
Being courteous toward attorneys	84%	11%	--	3%	--	3%	3.81	3.47
Not engaging in ex parte communications	62%	--	--	--	--	38%	4	3.94
Being prepared for oral argument	62%	14%	16%	--	--	8%	3.5	3.55
Appellate General Overall Average							3.64	3.43

Writing

Using a grade scale, where an "A" is excellent along with B, C, D or F for fail, please grade Judge Hawthorne on the following. If, for a specific question you feel that you do not have enough information to grade the judge, please check DK/NA for Don't Know/Not Applicable.

Figure 5

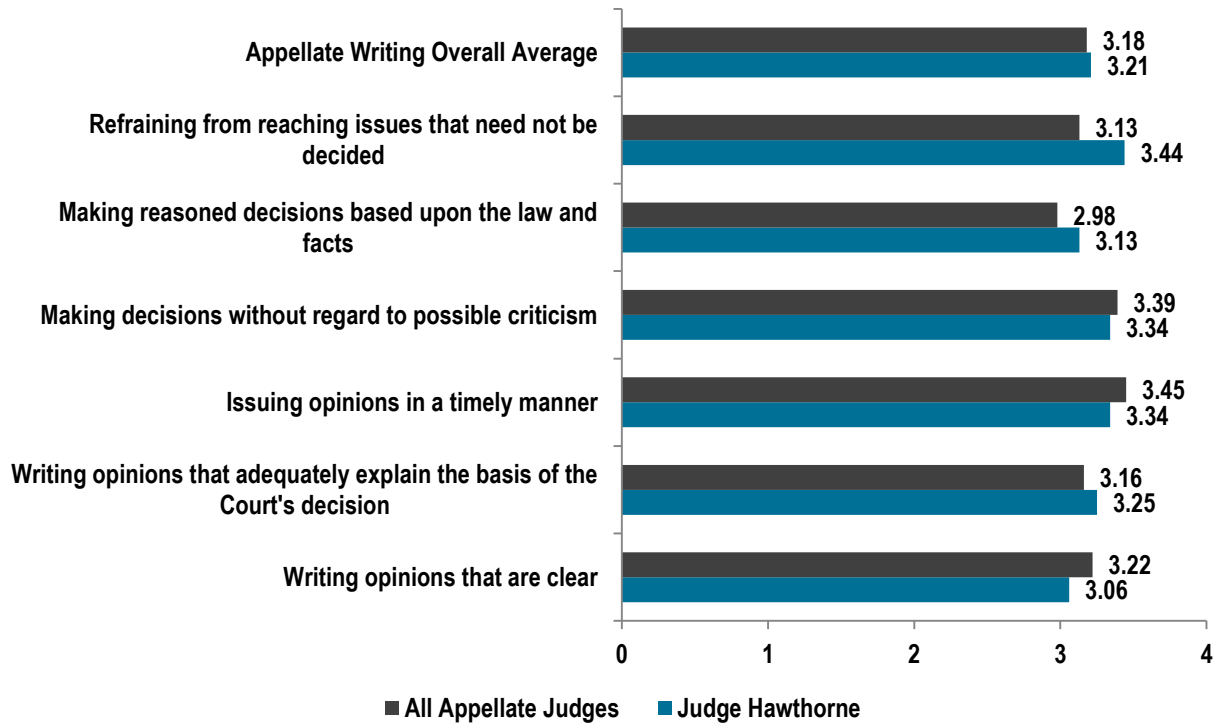


Table 7

Appellate Writing								
Judge Robert D. Hawthorne	A	B	C	D	Fail	DK/NA	Overall Average	All Appellate Judges
Number of Responses: 32								
Writing opinions that are clear	38%	41%	16%	3%	3%	--	3.06	3.22
Writing opinions that adequately explain the basis of the Court's decision	50%	31%	13%	6%	--	--	3.25	3.16
Issuing opinions in a timely manner	53%	22%	13%	--	3%	9%	3.34	3.45
Making decisions without regard to possible criticism	53%	19%	16%	3%	--	9%	3.34	3.39
Making reasoned decisions based upon the law and facts	47%	28%	13%	6%	3%	3%	3.13	2.98
Refraining from reaching issues that need not be decided	47%	31%	3%	3%	--	16%	3.44	3.13
Appellate Writing Overall Average							3.21	3.18

Survey of District and Appellate Judges

Methodology and How to Read Results

For Judge Hawthorne, 120 qualified survey respondents submitted surveys. Of those who responded, 77 agreed they had worked with Judge Hawthorne enough to evaluate his performance. This report reflects these 77 responses.

a. Response rates

For the inter-appellate evaluation, invitations were sent via email to all 28 Supreme Court justices and Court of Appeals judges. Judges and justices not standing for retention in 2016 were invited to evaluate all their appellate peers standing for retention. Appellate Judges and Justices standing for retention in 2016 were invited to evaluate their fellow judges up for retention, but not themselves. Of these, 23 responded and 21 completed the survey. The response rate was 82% and the completion rate was 91%.

District judges were invited to evaluate their peers standing for retention on the Court of Appeals or Supreme Court via email. For this survey all district judges were sent invitations to evaluate the 11 Court of Appeals judges or Supreme Court justices standing for retention. A total of 1,983 survey invitations were sent and 613 responded and 611 completed the survey. The overall response rate was 31% and the completion rate was 99%.

b. Methodology

Both District Judges and fellow members of the Supreme Court or Court of Appeals were asked to evaluate the appellate judges and justices standing for retention in 2016.

The evaluation of appellate judges and justices standing for retention by their peers in the appellate courts began with an email invitation sent on January 6th. A reminder email was sent on January 13th to those who had not yet responded.

The evaluation of appellate judges and justices by their peers in the district courts began with an email invitation sent on November 10th. A reminder email was sent on November 23rd to those who had not yet responded.

c. Questions

Both groups of judges providing appellate evaluations answered the same questions. The survey consisted of a series of 9 questions where the respondent was asked to rate the judges performance with an A through F letter grade. They were then asked how strongly they do or do not recommend the judge or justice for retention and given an opportunity to provide any written comments.

d. Analysis

Letter grades were then converted to a numerical score where A = 4, B = 3, C = 2, D = 1 and Fail = 0 for analysis. The overall score is calculated by averaging the responses to all questions answered. This score will have the same numerical range as the individual questions from zero to four.

The overall average will be reported for each judge along with the average scores for the judge's peers. In addition, the report will include the distribution of responses for each question. That is, the percentage of attorneys that assigned a rating of A, B, C, D, and F.

e. Comments

Respondents were given the option to leave supporting comments in a box next to where they graded each judge. By statute, these comments are confidential and only provided to the judge and the District Commission on Judicial Performance. They are not released to the public when the rest of the report is released.

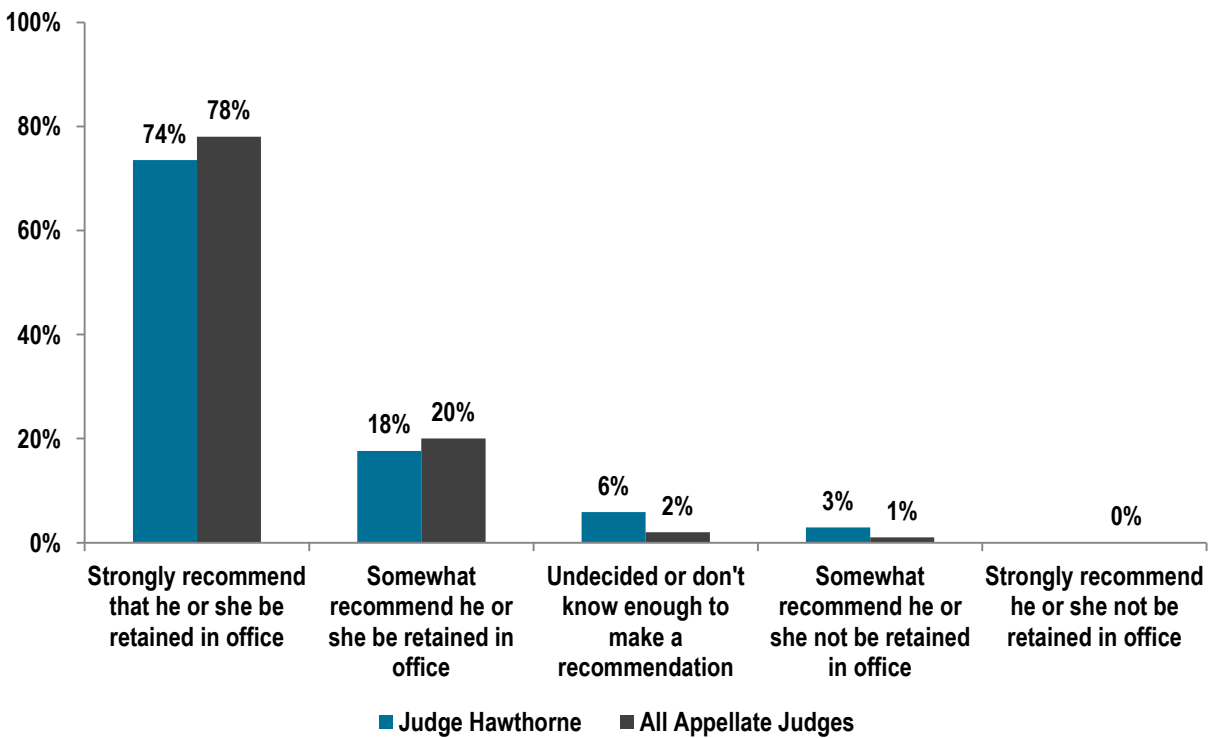
Retention

Keeping in mind your responses to each of the previous questions, how strongly do you recommend that Judge Hawthorne be retained in office, or not be retained in office?

Table 8

Judge Robert D. Hawthorne	
Total Retain	91%
Neither	6%
Total Not Retain	3%

Figure 6



Individual Questions

Using a grade scale, where "A" is excellent along with B, C, D, or F for fail, please grade the following appellate judges on each aspect by selecting the appropriate letter grade. If you feel that you don't have enough information about a judge to mark a specific grade, please select "No Grade".

Figure 7

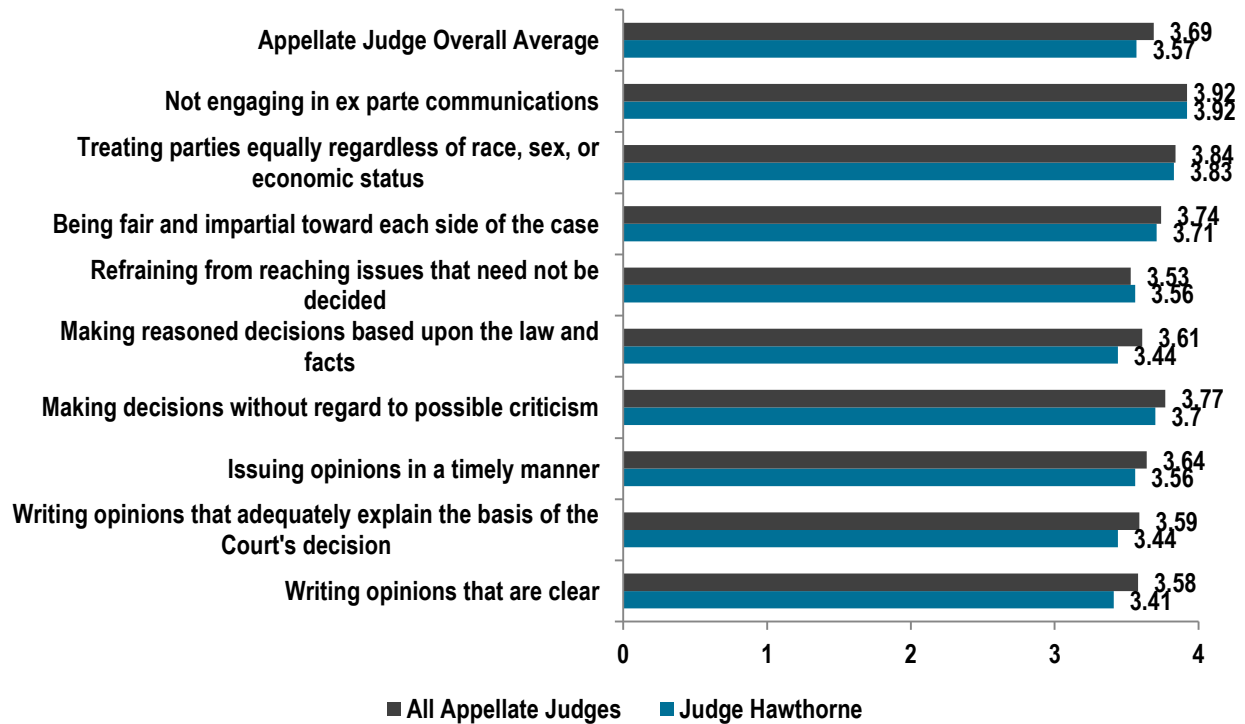


Table 9

Appellate Individual Questions								
Judge Robert D. Hawthorne	A	B	C	D	Fail	DK/NA	Overall Average	All Appellate Judges
Number of Responses: 77								
Writing opinions that are clear	53%	38%	6%	3%	--	--	3.41	3.58
Writing opinions that adequately explain the basis of the Court's decision	56%	35%	6%	3%	--	--	3.44	3.59
Issuing opinions in a timely manner	65%	18%	12%	--	--	6%	3.56	3.64
Making decisions without regard to possible criticism	79%	9%	6%	3%	--	3%	3.7	3.77
Making reasoned decisions based upon the law and facts	68%	21%	3%	6%	3%	--	3.44	3.61
Refraining from reaching issues that need not be decided	65%	24%	3%	--	3%	6%	3.56	3.53
Being fair and impartial toward each side of the case	79%	12%	9%	--	--	--	3.71	3.74
Treating parties equally regardless of race, sex, or economic status	79%	3%	6%	--	--	12%	3.83	3.84
Not engaging in ex parte communications	71%	--	3%	--	--	26%	3.92	3.92
Appellate Judge Overall Average							3.57	3.69