



CO L O R A D O

**Office of Judicial
Performance Evaluation**

Judicial Branch

The Honorable Judge Craig Welling
2020 Judicial Performance Survey Report
Appellate Court

Conducted by:



75 Washington Ave. Ste. 2C
Portland, ME 04101
www.marketdecisions.com

Contents

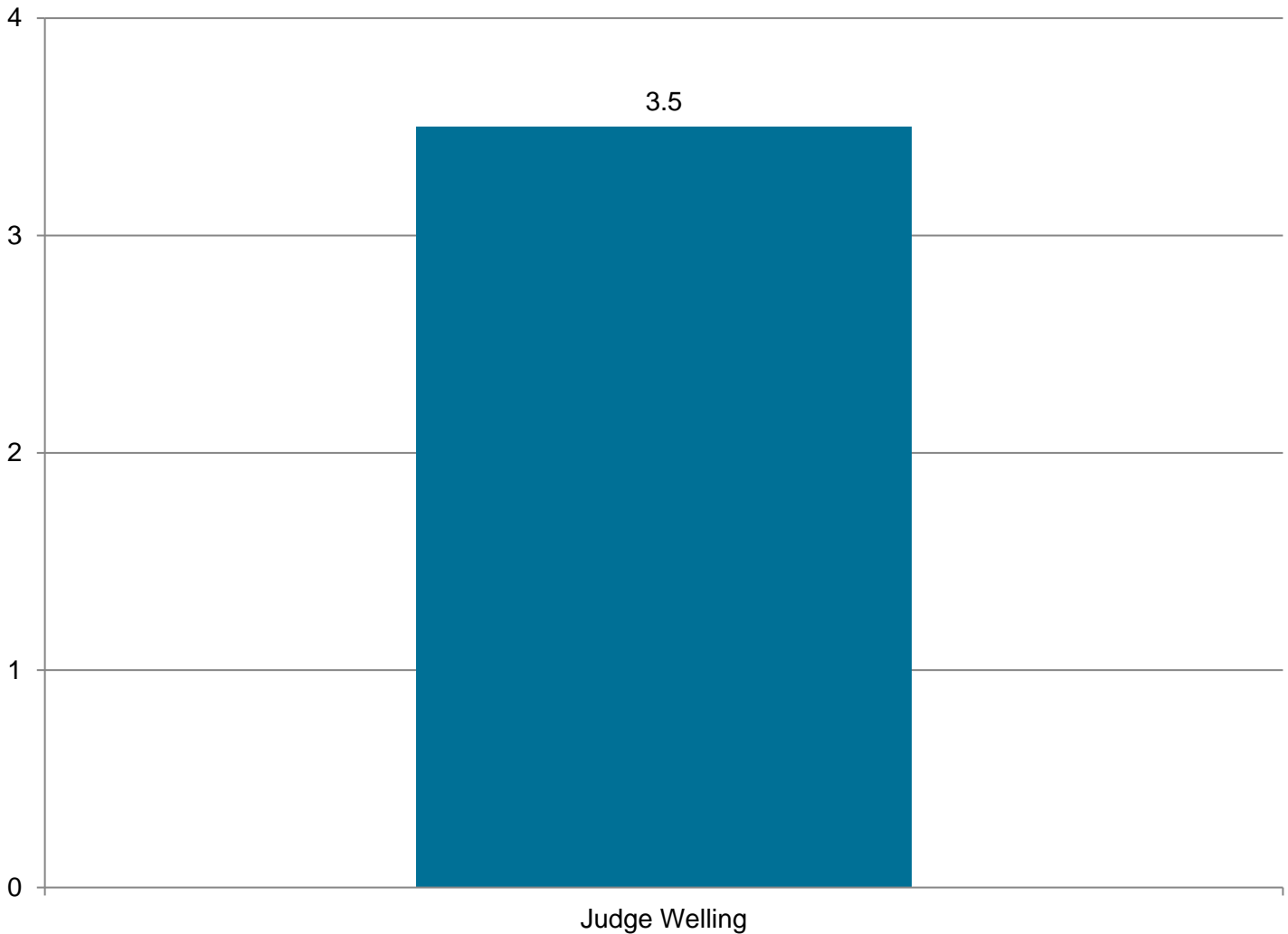
- Summary of Results.....3
 - Overall Score.....3
 - Performance Scores.....4
 - Individual Category Scores5
 - Summary of Responses6
- Detailed Report.....7
 - General Evaluation Questions.....7
 - Appellate Writing8
 - Inter-Judge Survey Questions9
- Appendix 1. Survey Methods – Attorney.....10
 - Methodology and How to Read Results10
- Appendix 2. Survey Methodology – Inter Judge Evaluations.....12
 - Methodology and How to Read Results12
- Appendix 3: Judge Response Counts by Type of Respondent14

Summary of Results

For Judge Welling, 32 individuals completed surveys with at least a single rating question answered. This report reflects these 32 responses.

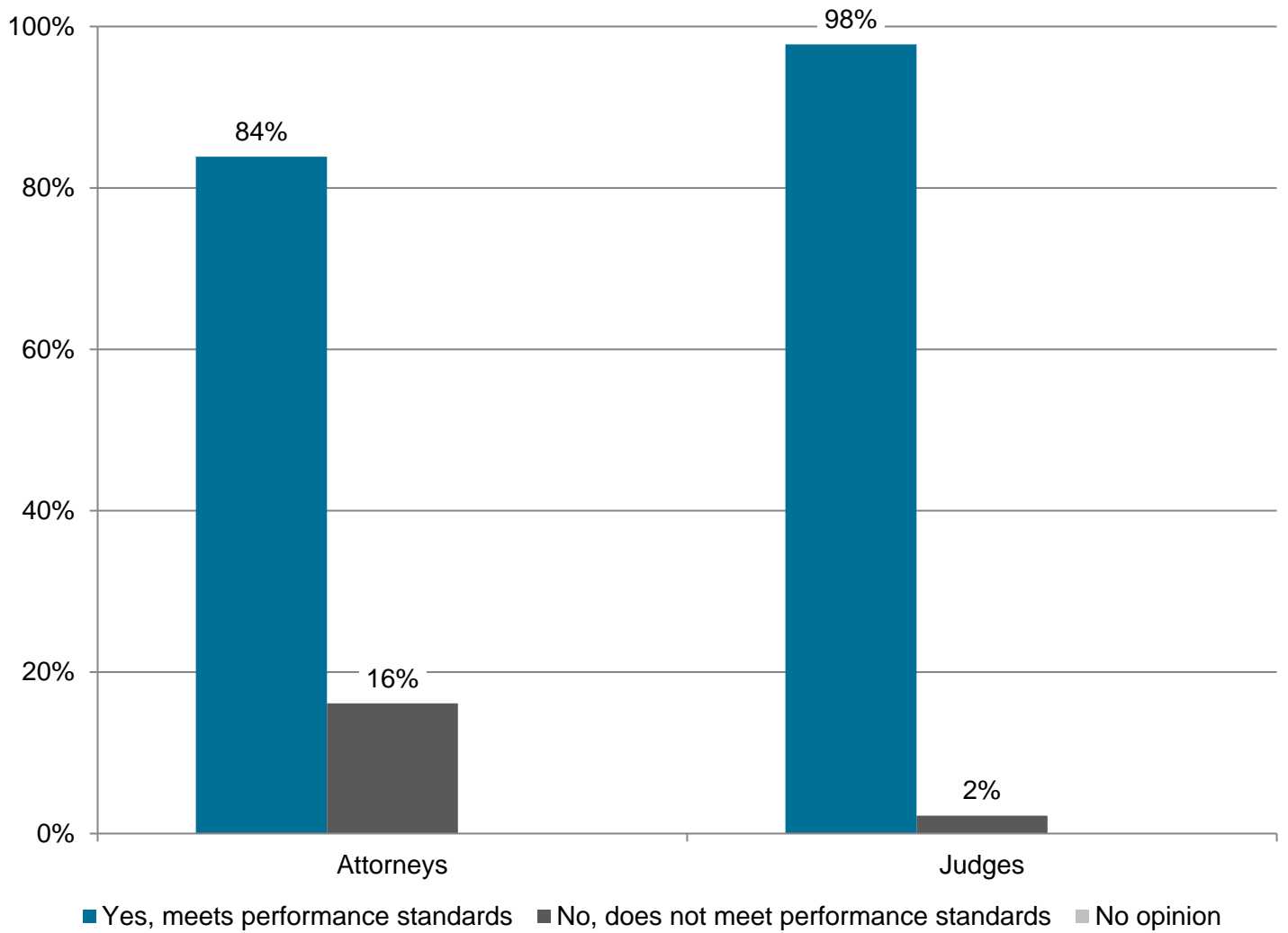
Respondents rated judges on various questions using an A to F scale, in which the grades were then converted to the following numerical scores: A= 4, B=3, C=2, D=1 and Fail=0. An average score of 4.0 is the highest possible score and a 0.0 is the lowest possible score.

Overall Score



	Judge Welling
Overall Grade	3.5

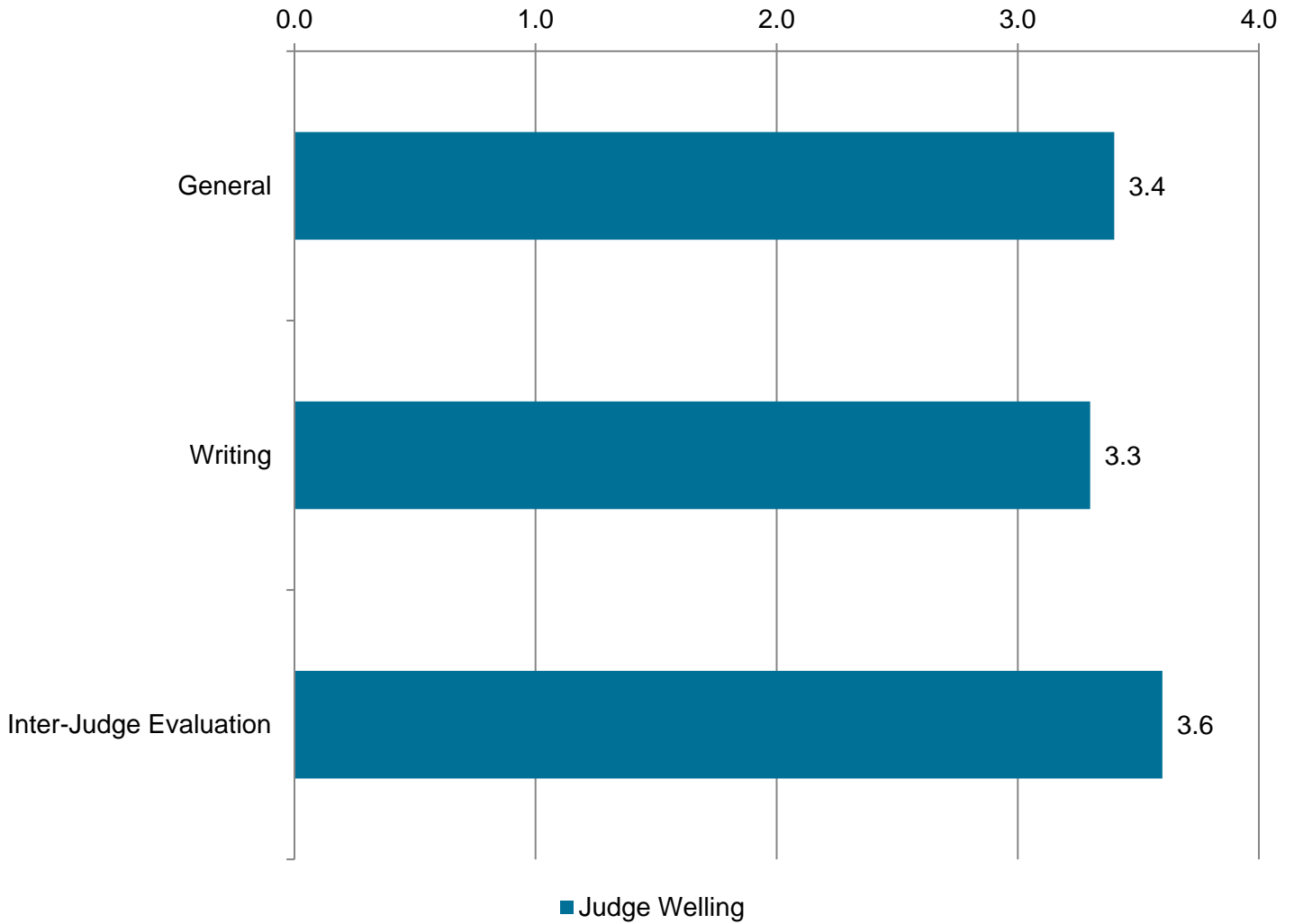
Performance Scores



	Attorneys	Judges
Yes, meets performance standards	84%	98%
No, does not meet performance standards	16%	2%
No opinion	0%	0%

Note: All percentages in this report are rounded to the nearest percentage point.

Individual Category Scores



	Judge Welling
General	3.4
Writing	3.3
Inter-Judge Evaluation	3.6

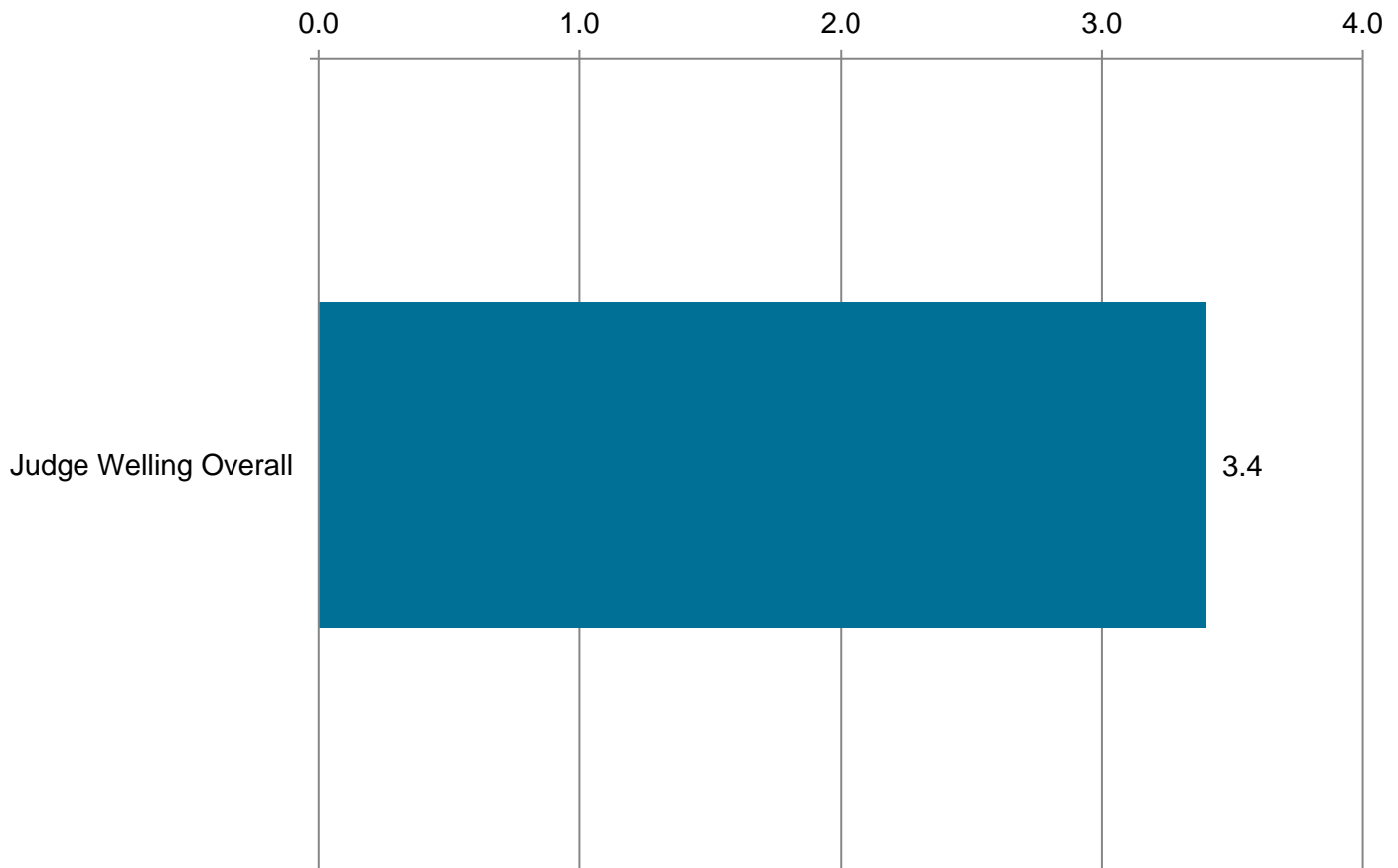
Summary of Responses

Group	Responses	Response Rate	Percent with Sufficient Knowledge	Number with Sufficient Knowledge
Attorneys	141	30%	23%	32
Judges	63	29%	-	-

In addition to the responses above, Judge Welling received 0 responses via the open Citizen Feedback survey. Those responses are included with non-attorney results wherever applicable. However, due to the nature of data collection, they are not included in response rates.


Detailed Report

General Evaluation Questions




	Judge Welling Overall	Number of Responses
Being fair and impartial toward each side of the case	3.2	32
Allowing parties to present their arguments and answer questions	3.1	29
Treating parties equally regardless of race, sex, or economic status	3.8	28
Being courteous toward attorneys	3.3	31
Not engaging in ex parte communications	4.0	23
Being prepared for oral argument	3.8	26

Appellate Writing



	Judge Welling Overall	Number of Responses
Writing opinions that are clear	3.5	26
Writing opinions that adequately explain the basis of the Court's decision	3.3	26
Issuing opinions in a timely manner	3.5	30
Making decisions without regard to possible criticism	3.4	26
Making reasoned decisions based upon the law and facts	3.1	30
Refraining from reaching issues that need not be decided	3.2	27

Inter-Judge Survey Questions



	Judge Welling Overall	Number of Responses
Writing opinions that are clear	3.6	44
Writing opinions that adequately explain the basis of the Court's decision	3.6	44
Issuing opinions in a timely manner	3.5	41
Making decisions without regard to possible criticism	3.8	41
Making reasoned decisions based upon the law and facts	3.5	44
Refraining from reaching issues that need not be decided	3.6	43
Being fair and impartial toward each side of the case	3.7	43
Treating parties equally regardless of race, sex, or economic status	3.7	42

Appendix 1. Survey Methods – Attorney

Methodology and How to Read Results

For Judge Welling, 32 individuals completed surveys with at least a single rating question answered. This report reflects these 32 responses. The survey results are divided into five sections: Performance, General Evaluation, Appellate Writing, Strengths and Weaknesses

a. Response rates

During the 2020 administration, a total of 57,819 survey invitations were sent to 9,958 attorneys inviting them to evaluate judges and justices receiving retention reports in 2020. On average, each attorney was asked to evaluate 5.8 judges. In total 10,433 surveys were completed with an additional 6,536 responses where the attorney indicated that they did not have enough experience with the judge to be comfortable evaluating him or her. The response rate for the survey was 18% and the survey completion rate (the number of those familiar enough to evaluate the judge divided by the total number of attorney responses including those indicating they did not have sufficient familiarity to evaluate the judge) was 29%.

b. Methodology

The 2020 attorney survey was conducted in 3 cycles online beginning on August 22nd, 2019. Attorneys with appearances in front of judges during the first and second quarters of 2019 were sent a series of email invitations beginning on August 22nd, 2019. Reminders were sent on September 24th and October 9th, 2019.

This process was repeated among attorneys with appearances in the third quarter of 2019 with email invitations sent beginning November 25th, 2019. Reminders were sent on December 4th and December 11th, 2019. To further increase the amount of data collected, an additional cycle of data collection took place in January and February 2020. Invitations were emailed to attorneys with appearances during the 4th quarter of 2020. This cycle included email invitations sent on January 29th, 2020. Reminders were sent on February 4th and 11th, 2020. A final email informing respondents of the cycle closing was sent on February 18th, 2020. Invitations and reminders were sent out on request throughout the data collection process.

c. Questions

In the core of the survey, appellate judges were rated on 12 aspects of judicial performance using a grade scale of A, B, C, D, or F. Questions regarding appellate judges were divided into two categories, one for general questions and one specific to their writing (only asked of those who indicated they had experience with the judge or justice's written opinions). In a final question, respondents were asked if they thought whether the judge met judicial performance standards.

The question wording for the core of the survey was carried over from the 2019 administration. The questions were originally developed in 1998 to meet the criteria outlined in statute 13-5.5-101 et seq.

d. Analysis and Reporting

Letter grades were converted to a numerical score where A = 4, B = 3, C = 2, D = 1 and Fail = 0 for analysis. The results include an overall grade, a grade for each category, as well as a grade for each question. The overall score is calculated by averaging the responses to all questions answered by the attorneys. This score will have the same numerical range as the individual questions from zero to four.

Each category score is calculated by averaging the responses to all questions answered by the attorney within each category. This score will have the same zero to four numerical range as the individual questions. Similarly, an average score is calculated for each individual question with the exception of the final question on meeting performance standards.

The overall average and category scores will be reported for each judge along with the average scores for the judge's peers. The average score (with the exception noted above) will also be reported for each question along with the peer group score. In addition, the report will include the distribution of responses for each question, i.e. the percentage of attorneys that assigned a rating of A, B, C, D, and F. The distribution of responses is also reported for the question on retention.

e. Comments

At the end of each group of questions respondents had the option of leaving comments about the judge's performance in that area. By statute, these comments are confidential and only provided to the judge and the District Commission on Judicial Performance. They are not released to the public when the rest of the report is released.

Appendix 2. Survey Methodology – Inter Judge Evaluations

Methodology and How to Read Results

a. Response rates

This portion of data collection consisted of two parts. The first involved district judges being invited to evaluate the appellate judges and justices receiving retention reports in 2020. All 190 district judges were invited via email to evaluate each of the 4 Supreme Court justices and Court of Appeals judges receiving retention reports for a total of 760 invitations sent. A total of 250 responses were received for a response rate of 33%.

The second phase of data collection was the inter-appellate evaluation where appellate judges and justices were invited to evaluate their peers receiving retention reports in 2020. Appellate judges and justices were invited to evaluate all 5 of their peers receiving reports with the exception that no judge was invited to evaluate themselves for a total of 116 survey invitations sent. A total of [NUMRESP] responses were received for a response rate of [RR].

b. Methodology

The evaluation of appellate judges and justices by district judges was conducted online using the Voxco research suite. Invitations were sent to district judges via email on January 27th, 2020. The survey was closed and data was downloaded on February 20th, 2020.

The inter-appellate evaluation was also conducted online using the Voxco research suite. A single email invitation was sent on January 28th, 2020. The survey was closed and data was downloaded on February 20th, 2020.

c. Questions

In the core of the survey, appellate judges were rated on 8 aspects of judicial performance using a grade scale of A, B, C, D, or F. In a final question, respondents were asked if they thought whether the judge met judicial performance standards.

The question wording for the core of the survey was carried over from the 2019 administration. The questions were originally developed in 1998 to meet the criteria outlined in statute 13-5.5-101 et seq.

d. Analysis and Reporting

Letter grades were then converted to a numerical score where A = 4, B = 3, C = 2, D = 1 and Fail = 0 for analysis. The overall score is calculated by averaging the responses to all questions answered. This score will have the same numerical range as the individual questions from zero to four.

The overall average will be reported for each judge along with the average scores for the judge's peers. In addition, the report will include the distribution of responses for each question. That is, the percentage of respondents that assigned a rating of A, B, C, D, and F.

e. Comments

Respondents were given the option to leave supporting comments in a box next to where they graded each judge. By statute, these comments are confidential and only provided to the judge and the District Commission on Judicial Performance. They are not released to the public when the rest of the report is released.

Appendix 3: Judge Response Counts by Type of Respondent

Respondent Type	Total Sent	Number of Responses	Undeliverable/ Not Applicable	Completes*	Cooperation Rate
Attorney	465	141	0	32	23%
Judges	217	63	0	63	29%

*Completed surveys include respondents who said that they had sufficient experience to evaluate the judge.